


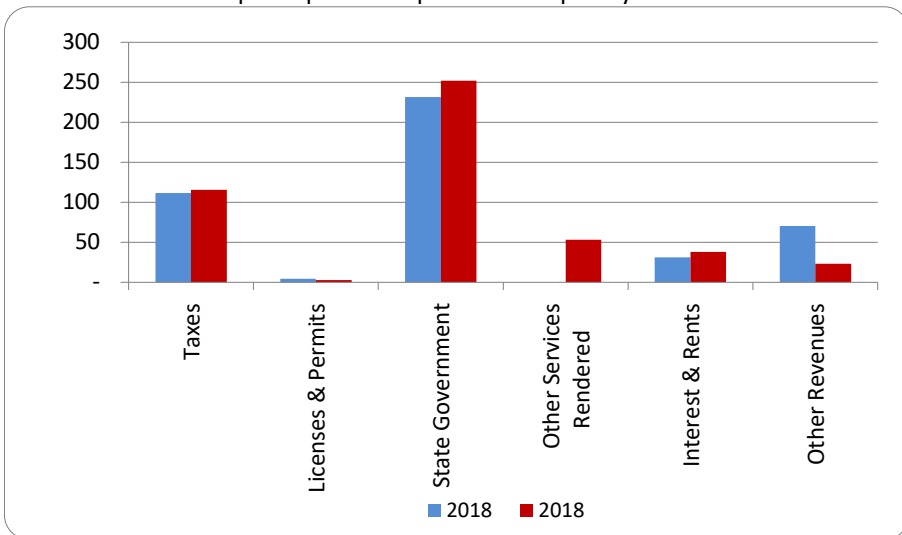
1. Where our money comes from (all governmental funds)



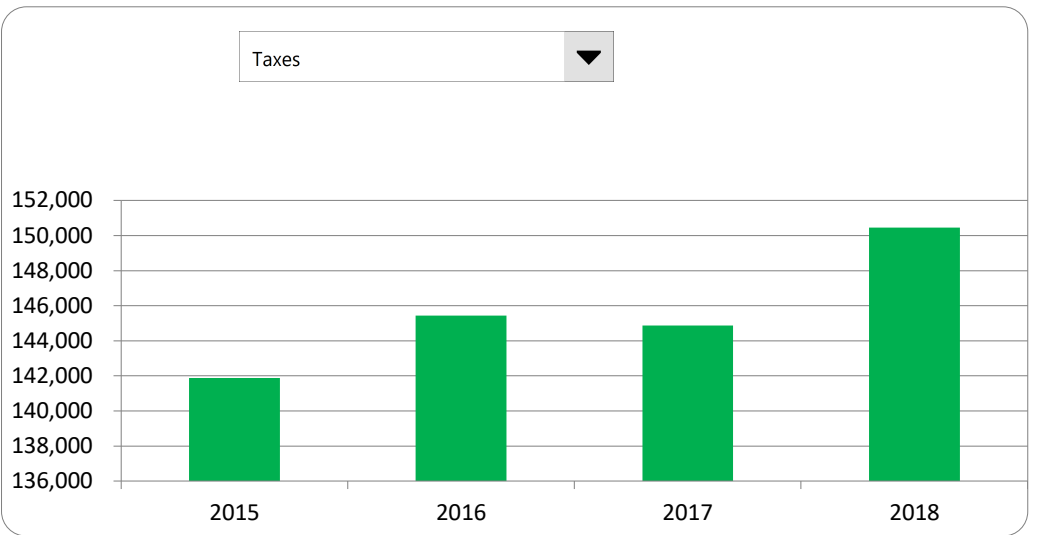
2. Compared to the prior year

	<u>2018</u>	<u>2019</u>	<u>% change</u>
Taxes	\$ 150,461	\$ -	-100.00%
Licenses & Permits	3,743	-	-100.00%
Federal Government	-	-	N/A
State Government	327,613	-	-100.00%
Local Contributions	-	-	N/A
Charges for Services	-	-	N/A
Fines & Forfeitures	-	-	N/A
Interest & Rents	49,406	-	-100.00%
Other Revenues	30,251	-	-100.00%
Total Revenues	\$ 561,474	\$ -	-100.00%

3. Revenue sources per capita - compared to the prior year



4. Historical trends of individual sources



Commentary:

For more information on our unit's finances, contact Wendy Bloem at (231) 894-9008.