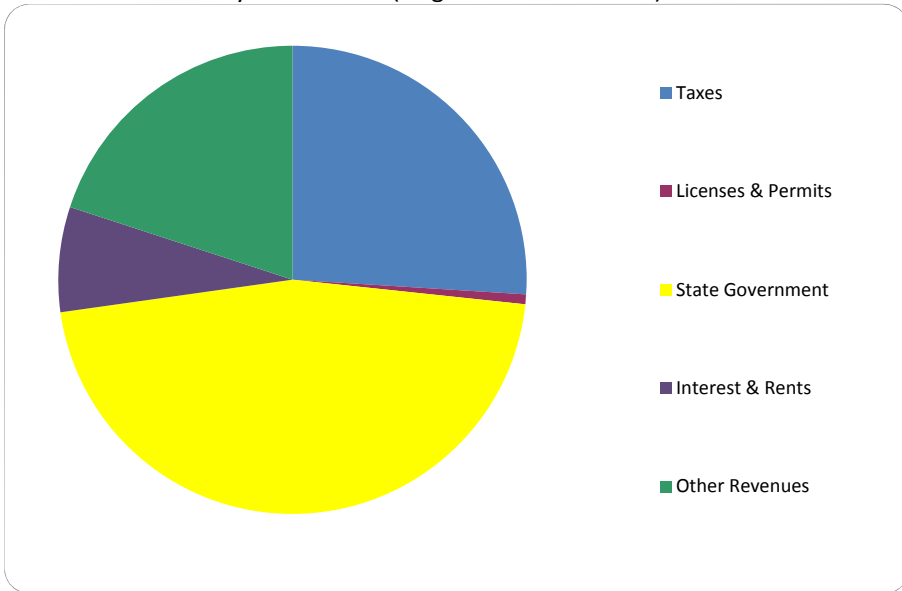


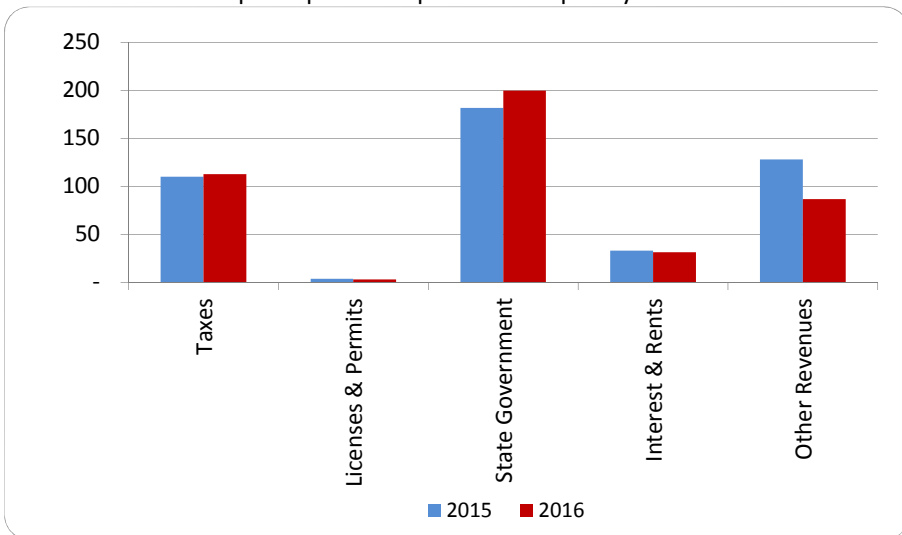
1. Where our money comes from (all governmental funds)



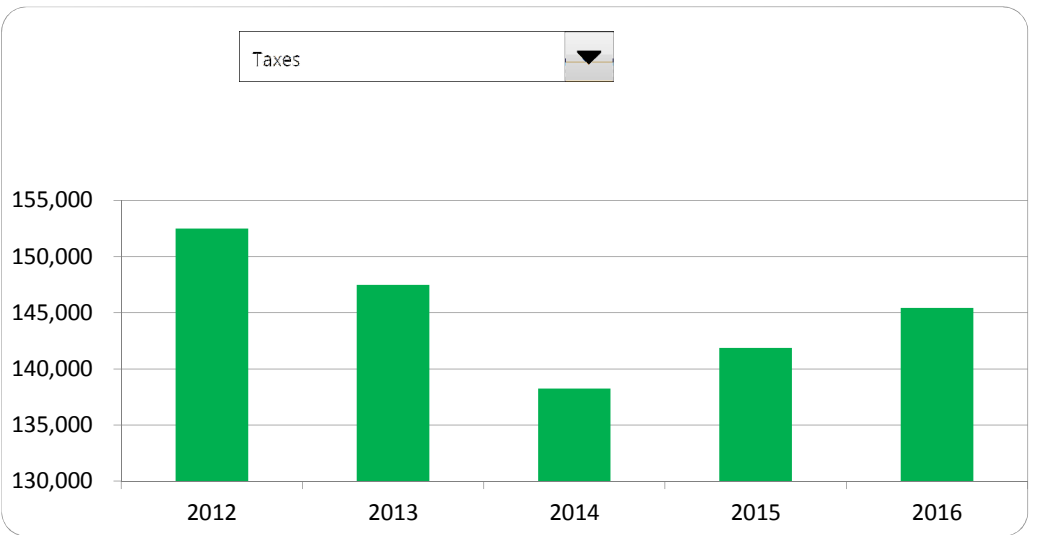
2. Compared to the prior year

	2015	2016	% change
Taxes	\$ 141,882	\$ 145,433	2.50%
Licenses & Permits	4,521	3,779	-16.41%
Federal Government	-	-	N/A
State Government	234,081	257,975	10.21%
Local Contributions	-	-	N/A
Charges for Services	-	-	N/A
Fines & Forfeitures	-	-	N/A
Interest & Rents	42,426	40,574	-4.37%
Other Revenues	165,020	111,709	-32.31%
Total Revenues	\$ 587,930	\$ 559,470	-4.84%

3. Revenue sources per capita - compared to the prior year



4. Historical trends of individual sources



Commentary:

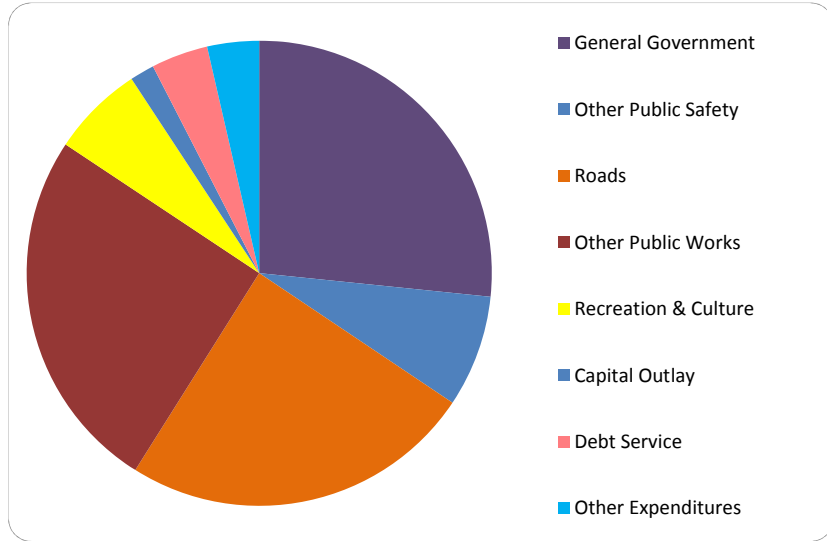
For more information on our unit's finances, contact WendyBloem at (231) 894-9008.

CITIZEN'S GUIDE TO LOCAL UNIT FINANCES - Village of Lakewood Club (613030)

EXPENDITURES

1. Where we spend our money (all governmental funds)

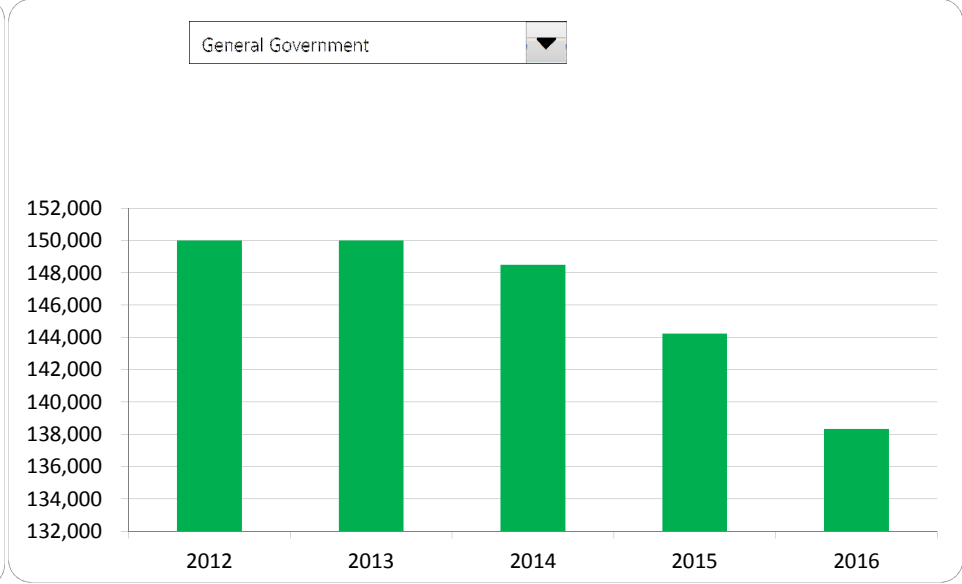
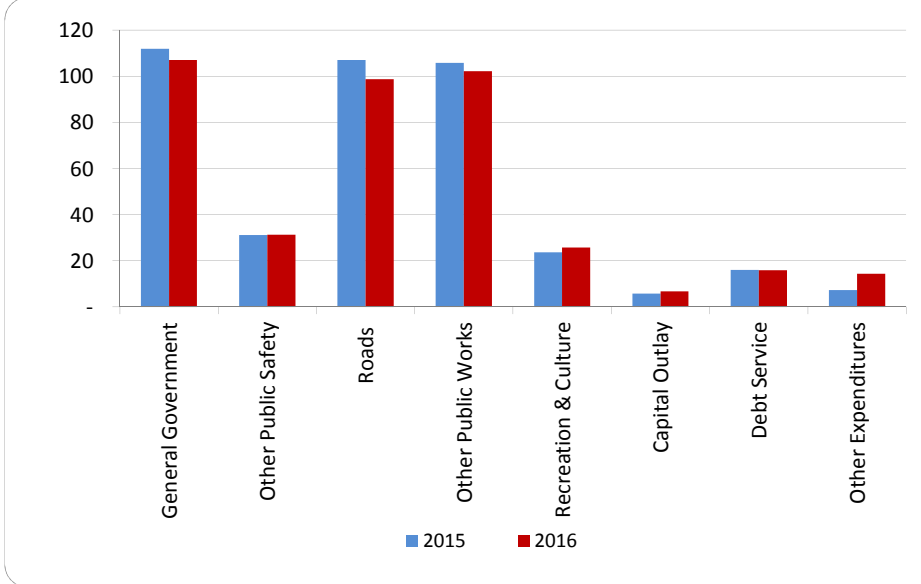
2. Compared to the prior year



	2015	2016	% change
General Government	\$ 144,233	\$ 138,326	-4.10%
Police & Fire	-	-	N/A
Other Public Safety	40,223	40,497	0.68%
Roads	137,969	127,563	-7.54%
Other Public Works	136,270	132,005	-3.13%
Health & Welfare	-	-	N/A
Community/Econ. Development	-	-	N/A
Recreation & Culture	30,598	33,287	8.79%
Capital Outlay	7,517	8,795	17.00%
Debt Service	20,771	20,631	-0.67%
Other Expenditures	9,516	18,679	96.29%
Total Expenditures	\$ 527,097	\$ 519,783	-1.39%

3. Spending per capita - compared to the prior year

4. Historical trends of individual departments:



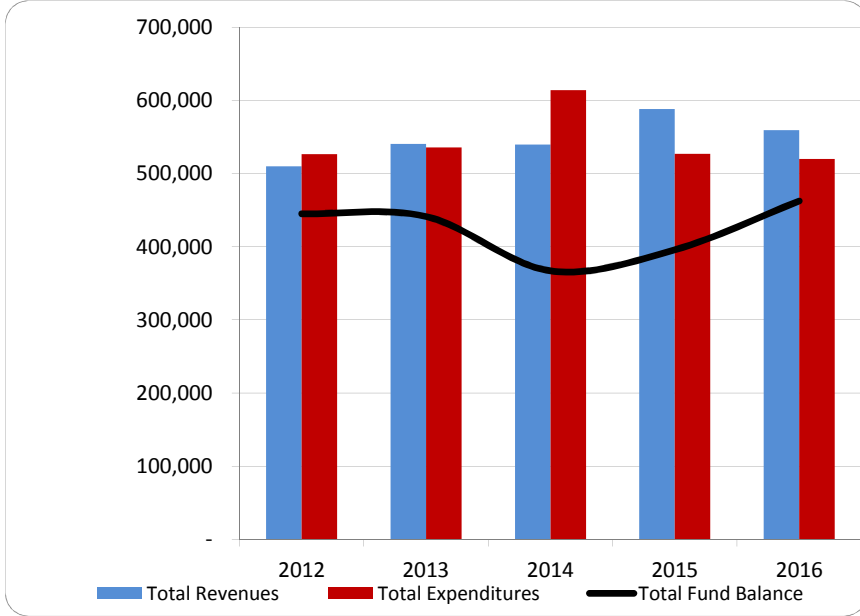
Commentary:

For more information on our unit's finances, contact WendyBloem at (231) 894-9008.

CITIZEN'S GUIDE TO LOCAL UNIT FINANCES - Village of Lakewood Club (613030)

FINANCIAL POSITION

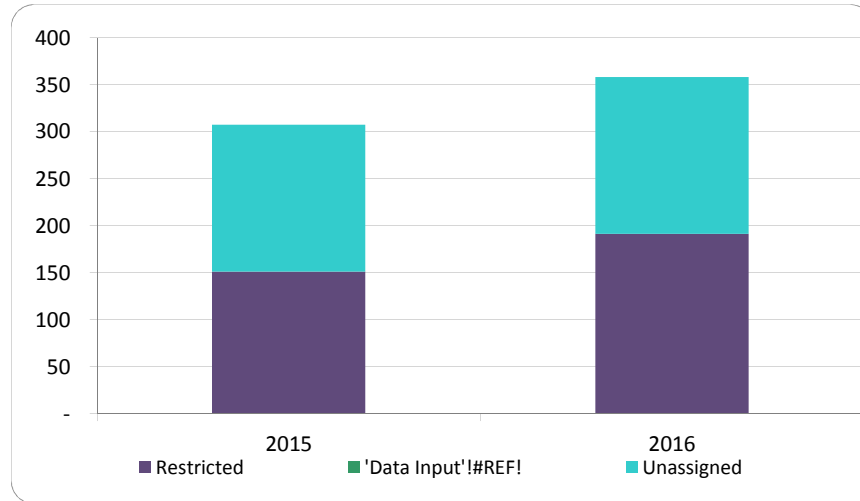
1. How have we managed our governmental fund resources (fund balance)?



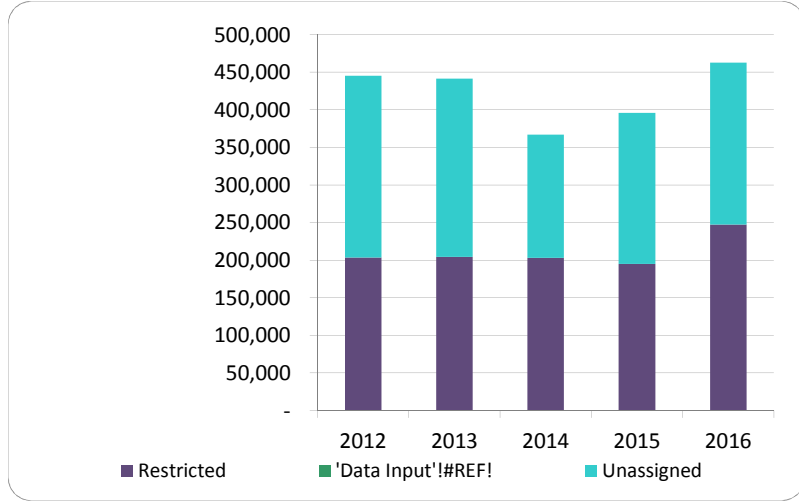
2. Compared to the prior year

	2015	2016	% change
Revenue	587,930	559,470	-4.84%
Expenditures	527,097	519,783	-1.39%
Surplus (shortfall)	60,833	39,687	-34.76%
Fund balance, by component:			
Nonspendable	-	-	N/A
Restricted	194,890	247,169	26.82%
Committed	#REF!	#REF!	#REF!
Assigned	-	-	N/A
Unassigned	201,004	215,199	7.06%
total fund balance	#REF!	#REF!	#REF!

3. Fund balance per capita - compared to the prior year



4. Historical trends of individual components



Commentary:

For more information on our unit's finances, contact WendyBloem at (231) 894-9008.


1. Pension funding status



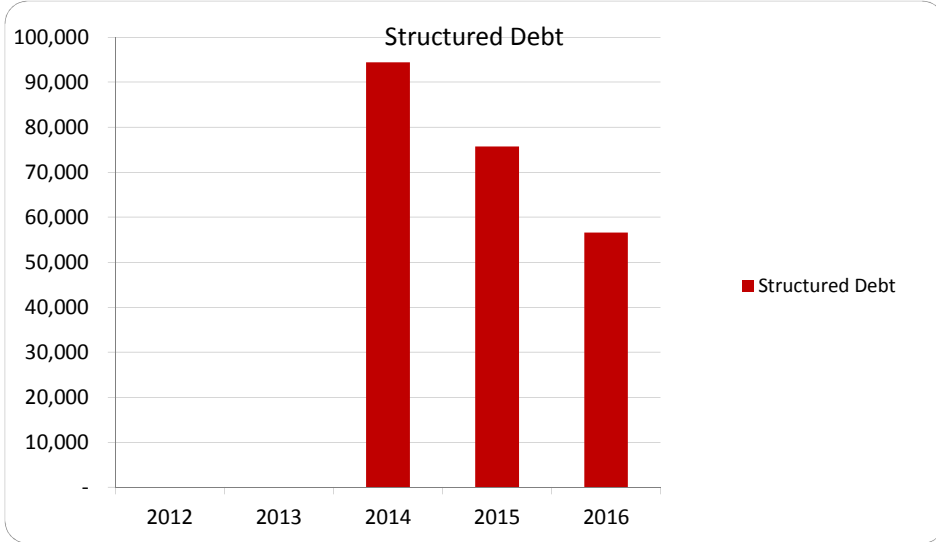
2. Retiree Health care funding status



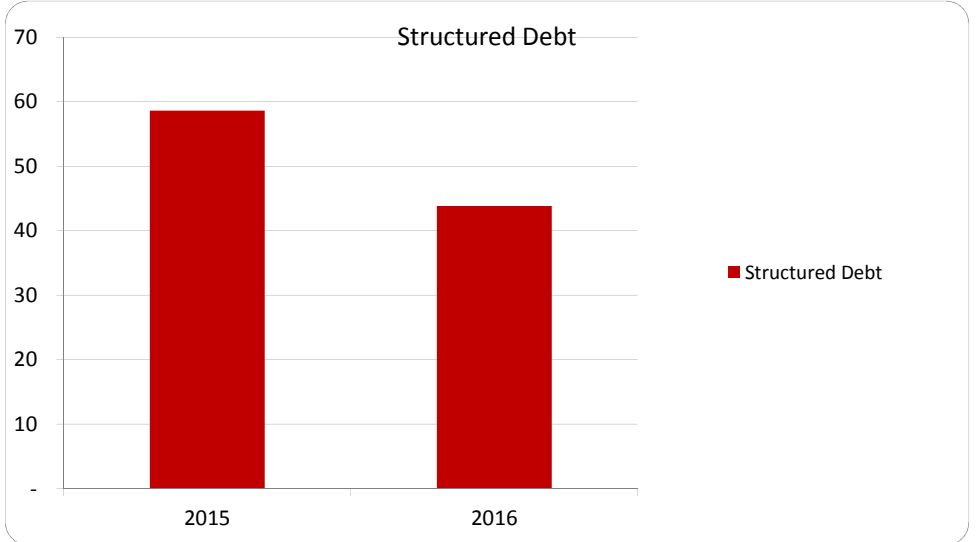
3. Percent funded - compared to the prior year



4. Long Term Debt obligations:



5. Debt & other long term obligations per capita - compared to the prior year



Commentary: